





Phonics Sound Sort

These worksheets support Jolly Learning and are in the official Jolly Phonics introduction order. Worksheets coincide with books 1 - 7 (and are grouped by book number). Each book has four worksheets: three worksheets have TWO letter sounds and pictures to sort and match to correct sounds. The fourth worksheet has all six letter sounds (Book 1 worksheets shown below).







Name _____ **Phonics Sound Sort**
Cut out the pictures below. Glue the pictures under the correct beginning sound.

s		a	





Name _____ **Phonics Sound Sort**
Cut out the pictures below. Glue the pictures under the correct beginning sound.

t		i	







Name _____ **Phonics Sound Sort**
Cut out the pictures below. Glue the pictures under the correct beginning sound.

p		n	

Name _____ **Phonics Sound Sort**
Cut out the pictures below. Glue the pictures under the correct beginning sound.

s	a	t	i	p	n

Phonics Sound

Sort

**Supports Jolly Phonics Teaching of
Book One**

Letter Sounds: s a t i p n






Name _____

Phonics Sound Sort

Cut out the pictures below. Glue the pictures under the correct beginning sound.

s

a








Name _____

Phonics Sound Sort

Cut out the pictures below. Glue the pictures under the correct beginning sound.

t

i




Name _____

Phonics Sound Sort

Cut out the pictures below. Glue the pictures under the correct beginning sound.

p

n




Name _____

Phonics Sound Sort

Cut out the pictures below. Glue the pictures under the correct beginning sound.

s	a	t	i	p	n



Phonics Sound

Sort

**Supports Jolly Phonics Teaching of
Book Two**

Letter Sounds: ck e h r m d





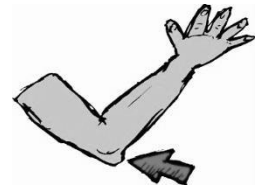

Name _____

Phonics Sound Sort

Cut out the pictures below. Glue the pictures under the correct beginning sound.

ck

e






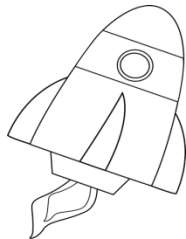



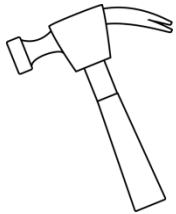
Name _____

Phonics Sound Sort

Cut out the pictures below. Glue the pictures under the correct beginning sound.

h

r



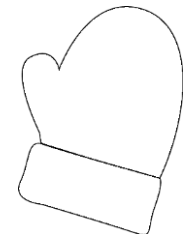



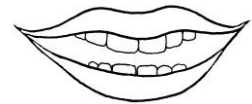

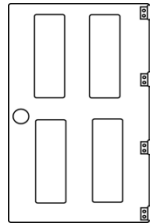
Name _____

Phonics Sound Sort

Cut out the pictures below. Glue the pictures under the correct beginning sound.

m

d



Name _____

Phonics Sound Sort

Cut out the pictures below. Glue the pictures under the correct beginning sound.

ck





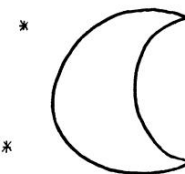












e

h

r

m

d



Phonics Sound

Sort

**Supports Jolly Phonics Teaching of
Book Three**

Letter Sounds: g o u l f b



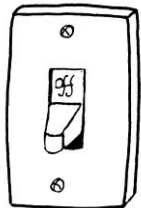
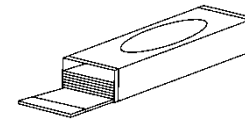
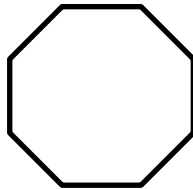

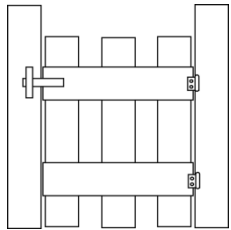
Name _____

Phonics Sound Sort

Cut out the pictures below. Glue the pictures under the correct beginning sound.

g

o



OCTOBER

SUN	MON	TUE	WED	THU	FRI	SAT
		1	2	3	4	5
6	7	8	9	10	11	12
13	14	15	16	17	18	19
20	21	22	23	24	25	26
27	28	29	30	31		


Name _____

Phonics Sound Sort

Cut out the pictures below. Glue the pictures under the correct beginning sound.

u

i










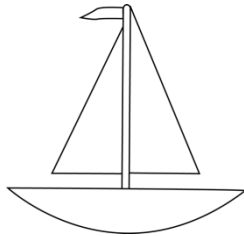

Name _____

Phonics Sound Sort

Cut out the pictures below. Glue the pictures under the correct beginning sound.

f

b



Name _____

Phonics Sound Sort

Cut out the pictures below. Glue the pictures under the correct beginning sound.

g

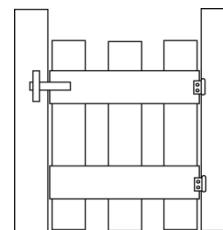
















o

u

l

f

b



Phonics Sound

Sort

**Supports Jolly Phonics Teaching of
Book Four**

Letter Sounds: ai j oa ie ee or

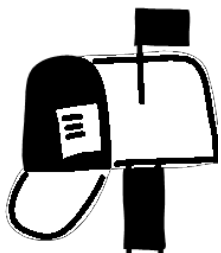
Name _____

Phonics Sound Sort

Cut out the pictures below. Glue the pictures under the correct sound.

ai

j




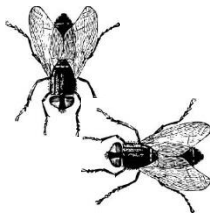
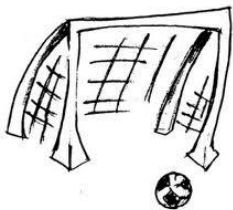
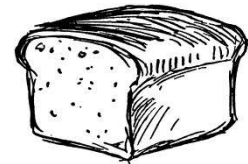
Name _____

Phonics Sound Sort

Cut out the pictures below. Glue the pictures under the correct sound.

oa

ie



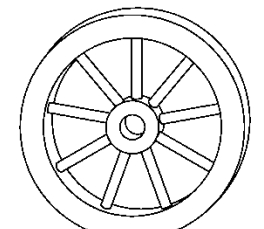




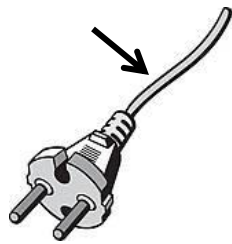
Name _____

Phonics Sound Sort

Cut out the pictures below. Glue the pictures under the correct sound.

ee

or



Name _____

Phonics Sound Sort

Cut out the pictures below. Glue the pictures under the correct sound.

ai




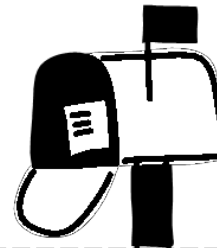









j

oa

ie

ee

or



Phonics Sound

Sort

**Supports Jolly Phonics Teaching of
Book Five**

Letter Sounds: z w ng v oo OO





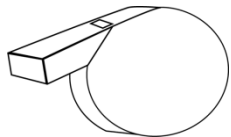
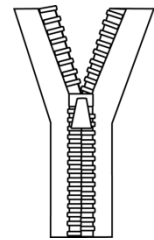


Name _____

Phonics Sound Sort

Cut out the pictures below. Glue the pictures under the correct sound.

z

w







Name _____

Phonics Sound Sort

Cut out the pictures below. Glue the pictures under the correct sound.

ng

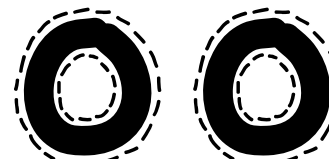

v

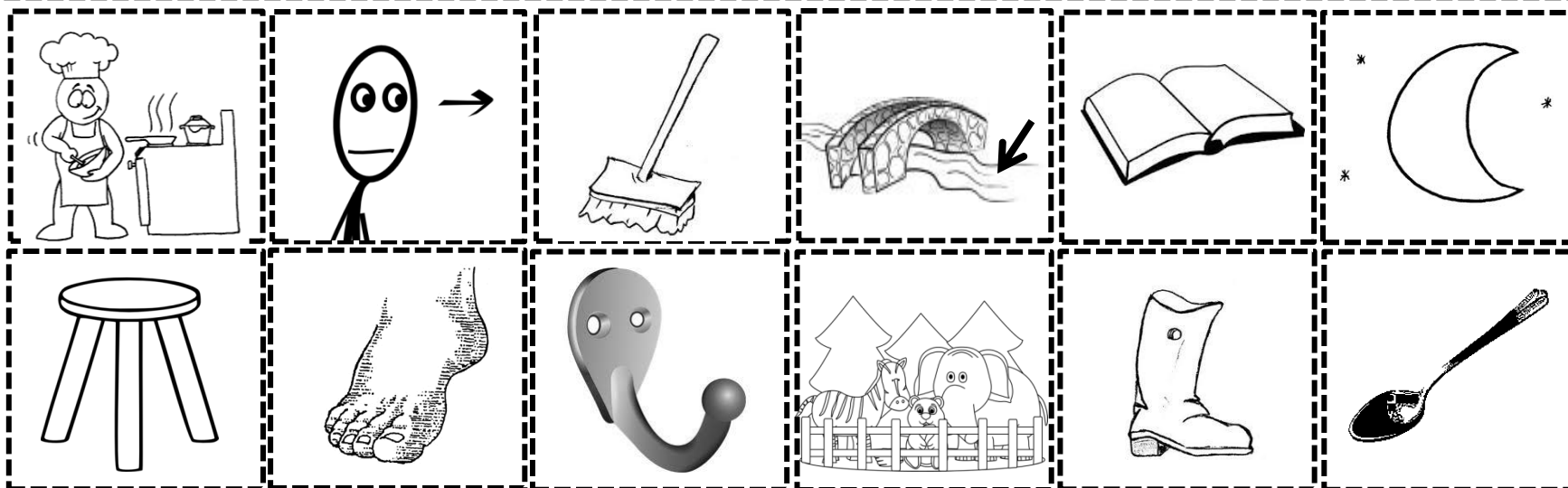


Name _____

Phonics Sound Sort

Cut out the pictures below. Glue the pictures under the correct sound.





Name _____

Phonics Sound Sort

Cut out the pictures below. Glue the pictures under the correct sound.

z





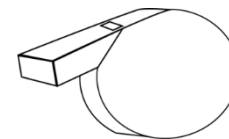












w

ng

v

oo

oo



Jolly Phonics

Sound Sort

**Supports Jolly Phonics Teaching of
Book Six**

Letter Sounds: y x ch sh th th

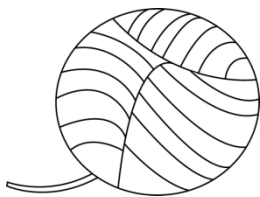
Name _____

Phonics Sound Sort

Cut out the pictures below. Glue the pictures under the correct sound.

y


x



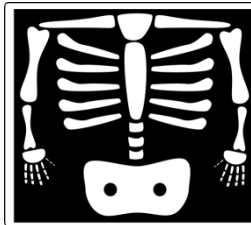
Ending sound



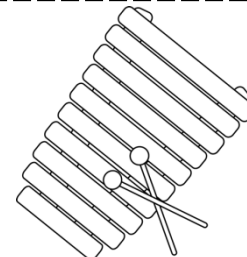
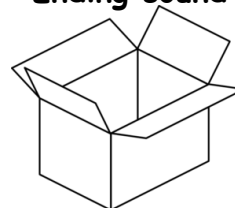
Ending sound



Ending sound



Ending sound



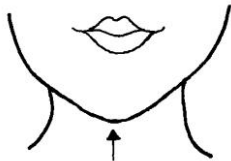


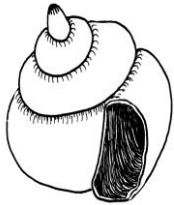
Name _____

Phonics Sound Sort

Cut out the pictures below. Glue the pictures under the correct sound.

sh

ch



Name _____

Phonics Sound Sort


Cut out the pictures below. Glue the pictures under the correct sound.

th

th



feather



math



three



bathing suit



moth



mother




brother



bath



father



thread



thanks



clothing

Name _____

Phonics Sound Sort

Cut out the pictures below. Glue the pictures under the correct sound.

y

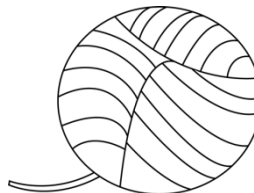
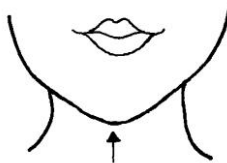
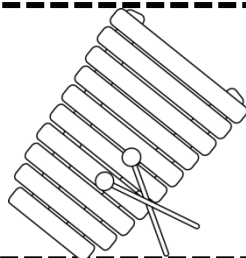









x

sh

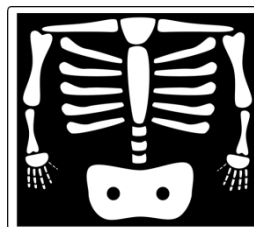

ch

th

th



middle sound



middle sound

Phonics Sound

Sort

**Supports Jolly Phonics Teaching of
Book Seven**

Letter Sounds: qu ou oi ue er ar




Name _____

Phonics Sound Sort

Cut out the pictures below. Glue the pictures under the correct sound.

qu

ou




Name _____

Phonics Sound Sort

Cut out the pictures below. Glue the pictures under the correct sound.

oi

ue




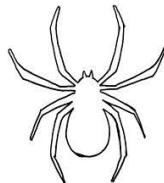

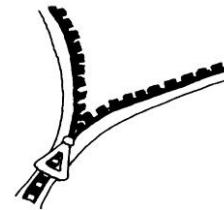

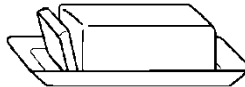
Name _____

Phonics Sound Sort

Cut out the pictures below. Glue the pictures under the correct sound.

er

ar



Name _____

Phonics Sound Sort

Cut out the pictures below. Glue the pictures under the correct sound.

qu

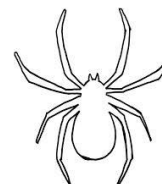
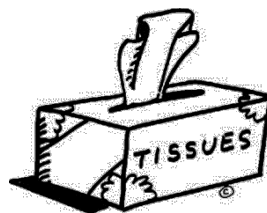


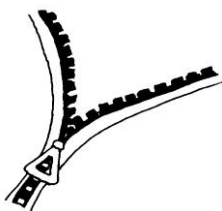








ou

oi

ue

er

ar



Phonics Sound Sort Picture Key

S/A Worksheet Pictures:

Sun	Alligator	Slide	Astronaut	Arrow	Spider
Apple	Socks	Ant	Snail	Star	Axe

T/I Worksheet Pictures:

Top	Invitation	Tie	Igloo	Tent	Iguana
Tree	Ink	Inch	Teapot	Insect	Turtle

P/N Worksheet Pictures:

Nose	Pin	Pan	Neck	Nine	Pig
Popcorn	Net	Nest	Pen	Nickel	Pie

S/A/T/I/P/N Worksheet Pictures:

Sun	Turtle	Apple	Iguana	Nine	Alligator
Tent	Pig	Nest	Igloo	Pan	Star

CK/E Worksheet Pictures:

Cloud	Egg	Eskimo	Carrot	Cup	Elbow
Crab	Envelope	Can	Elephant	Elk	Car

H/R Worksheet Pictures:

Hammer	House	Horse	Rake	Rainbow	Hand
Ring	Rocket	Robot	Hook	Rabbit	Heart

M/D Worksheet Pictures:

Dog	Door	Dress	Muffin	Drink	Mouth
Mouse	Duck	Moon	Drum	Man	Mitten

CK/E/H/R/M/D Worksheet Pictures:

Horse	Ring	Dog	Egg	Moon	Rabbit
Duck	Crab	Mouse	Can	Elephant	Hammer

G/O Worksheet Pictures:

Gate	Octopus	Octagon	Glove	Gum	Owl
Off/On	Grapes	Goat	Ostrich	Girl	October

U/L Worksheet Pictures:

Lips	unzip	Umbrella	Umpire	Light	Under
Upstairs	Lamp	Leaf	Leg	Up	lollipop

F/B Worksheet Pictures:

Bird	Boat	Fan	Football	Fox	Bee
Flower	Balloons	Frog	Books	Flag	Butterfly

G/O/U/L/F/B Worksheet Pictures:

Bird	Grapes	Owl	Leaf	Football	Unzip
Lamp	Umbrella	Frog	Octopus	Gate	Butterfly

AI/J Worksheet Pictures:

Rain	Jacket	Tail	Sail	Jump	Nail
Mail	Jar	Jam	Jug	Train	Jack-O-lantern

OA/IE Worksheet Pictures:

Tie	Coat	Soap	Die	Lie	Loaf
Goal	Pie	Flies	Boat	Fries	Goat

EE/OR Worksheet Pictures:

Tree	Cord	See	Organ	Three	Horn
Acorn	Bee	Corn	Jeep	Fork	wheel

AI/J/OA/IE/EE/OR Worksheet Pictures:

Soap	Jar	Tree	Tie	Mail	Bee
Die	Fork	Jump	Goat	Horn	Tail

Z/W Worksheet Pictures:

Zebra	Zig Zag	Watch	Web	Zoom	Zipper
Whistle	Wheel	Windmill	Zoo	Zero	Window

NG/V Worksheet Pictures:

Vase	String	Vet	Video	King	Sting
Ring	Valentine	Wing	Sing	Vegetables	Van

OO/oo Worksheet Pictures:

Cook	Look	Broom	Brook	Book	Moon
Stool	Foot	Hook	Zoo	Boot	Spoon

Z/W/NG/V/OO/oo Worksheet Pictures:

Web	Book	Van	Zoo	Sing	Whistle
Look	Zero	Ring	Moon	Vegetables	Spoon

Y/X Worksheet Pictures:

Yarn	Yo Yo	Six	Yak	Ox	Yam
Yawn	Fox	X-ray	Box	Xylophone	Yogurt

SH/CH Worksheet Pictures:

Shell	Chick	Shark	Children	Sheep	Chicken
Chin	Shirt	Church	Shop	Chair	Ship

TH/**TH** Worksheet Pictures:

Feather	Math	Three	Bathing Suit	Moth	Mother
Brother	Bath	Father	thread	Thanks	Clothing

Y/X/SH/CH/TH/**TH** Worksheet Pictures:

Thread	Xylophone	Chin	Yarn	Feather	Chair
Shark	Yawn	Three	X-ray	Shirt	Father

QU/OU Worksheet Pictures:

Question	House	Queen	Quiz	Could	Quail
Mouse	Quiet	Couch	Count	Quarter	Sprout

OI/UE Worksheet Pictures:

Oil	Due	Tissues	Soil	Fuel	Coil
Statue	Point	Coins	Glue	Boil	Rescue

ER/AR Worksheet Pictures:

Cart	Scooter	Butter	Card	Zipper	Start
Mixer	Farm	Spider	Car	Harp	Ladder

QU/OU/OI/UE/ER/AR Worksheet Pictures:

House	Oil	Zipper	Question	Coil	Mouse
Farm	Queen	Cart	Tissues	Spider	Glue