



Thanks for not printing this page!

Simply print from page 2 in your printing options to avoid wasted paper & ink!



...your first choice for easy to use, trusted and high quality teaching materials for educators and parents worldwide - professionally crafted materials with a personal touch.

A brief word about copyright...

By downloading this resource, you agree to the following:



You may use this resource for personal and/or classroom use only.

In order to support us, we ask that you always acknowledge www.twinkl.co.uk as the source of the resource. **If you love these resources, why not let others know about Twinkl?**



You must not reproduce or share this resource with others in any form. They are more than welcome to download the resource directly from us.

You must not host or in any other way share our resources directly with others, without our prior written permission.

We also ask that this product is not used for commercial purposes and also that you do not alter the digital versions of our products in any way.

Thank you for downloading!


We hope you enjoy the resource and we'll see you very soon!



Did you know we also have twinkl Premium for schools?
Email sales@twinkl.co.uk for more information.

This book belongs to _____


The Very Hungry Caterpillar




The Very Hungry Caterpillar Numbers and Counting Sheet

Can you draw a line from the number to the correct amount of fruit?

1



2



3



4

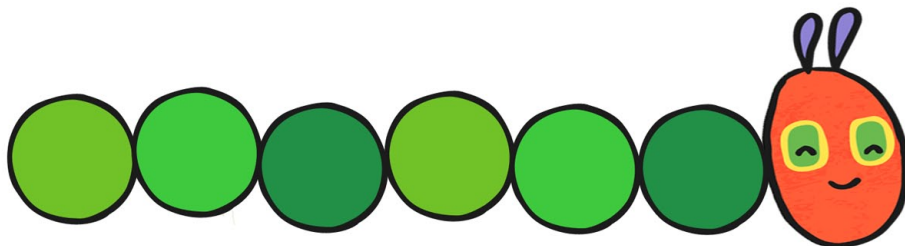
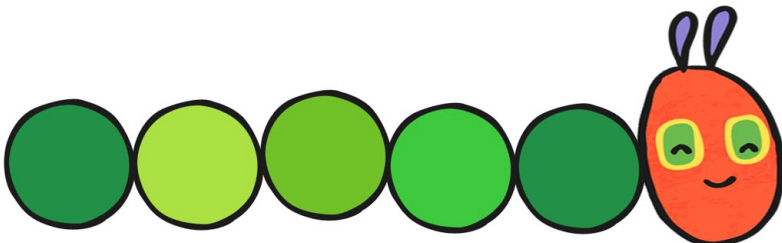
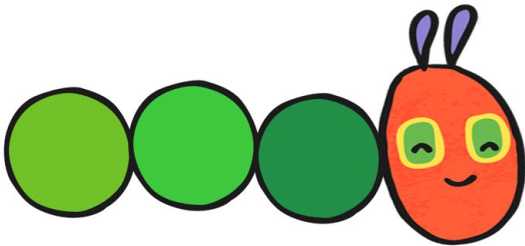

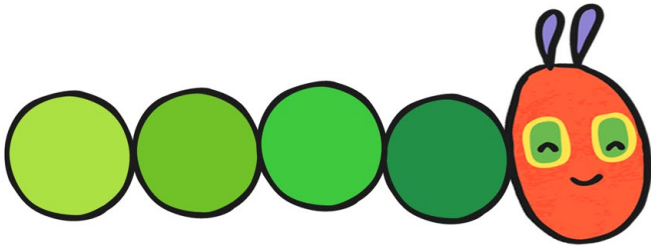


5




The Very Hungry Caterpillar Counting Sheet

Can you count how many pieces the caterpillar has on its body?



The Hungry Caterpillar Counting and Tracing Sheet

Trace the bodies for the caterpillars. How many pieces can you count?




4



—



—




—

Now draw your own caterpillar.


How many pieces did you use? _____

The Very Hungry Caterpillar Addition Sheet



Write the answers in the circles.




+




=




+




=



+




=



+


=



+



=



The Very Hungry Caterpillar Pattern Sheet

Continue the patterns below.

